




<input type="radio"/>	Oferta Offer	PARACAÍDAS INSTANTÁNEO INSTANTANEOUS SAFETY GEAR		
<input type="radio"/>	Pedido Order	IT100 / IT100-PLUS IT140 /IT140-PLUS		
Cliente / Customer		Contacto / Contact	Teléfono / Phone number	Fax / fax
<input type="text"/>		<input type="text"/>	<input type="text"/>	<input type="text"/>
Fecha pedido /order date		Nº Pedido / Order number	Referencia cliente / Customer reference	Fecha de entrega / Delivery date
<input type="text"/>		<input type="text"/>	<input type="text"/>	<input type="text"/>

Número de fabricado	<input type="text"/>	Pedido	<input type="text"/>
----------------------------	----------------------	---------------	----------------------

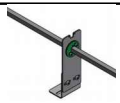


Por favor, marque los productos deseados y complete / Please, Mark the products you want and fill in.

	MODELO PARACAÍDAS SAFETY GEAR MODEL			CANTIDAD QUANTITY
<input type="checkbox"/>	IT100		Dimensiones/Dimensions: 75x100x40 Espesor de la guía/ Guide rail thickness: 8-16mm	<input type="text"/>
<input type="checkbox"/>	IT100-PLUS		Dimensiones/Dimensions: 75x100x40 Espesor de la guía/Guide rail thickness: 8-16mm	<input type="text"/>
<input type="checkbox"/>	IT140		Dimensiones/Dimensions: 120x140x59 Espesor de la guía/Guide rail thickness: 16mm	<input type="text"/>
<input type="checkbox"/>	IT140-PLUS		Dimensiones/Dimensions: 140x150x64 Espesor de la guía/Guide rail thickness: 16-30mm	<input type="text"/>





• **Datos paracaídas /safety gear data**

GUÍA / GUIDE	Espesor guía Guide rail thickness	<input type="text"/>
ASCENSOR / LIFT	(P+Q)- Carga total (P+Q) Total load	<input type="text"/>
	Velocidad nominal Rated speed	<input type="text"/>

• **Accesorios / Accesories**

BARRA DE TRANSMISIÓN TRANSMISION BAR			OTROS ACCESORIOS ADDITIONAL ACCESORIES		
<input type="checkbox"/>	Barra cuadradillo 15x15mm hasta 1600mm Square bar 15 mm (cut up to 1600 mm)	Longitud / Length: <input type="text"/> m	Soporte giro intermedio cuadradillo Rotation intermediate point	<input type="text"/> Uds / u	
<input type="checkbox"/>	Barra timonería extensible Extensible linkage bar	<input type="checkbox"/> 650-1000mm	Abrazadera cuadradillo Square bar joint	<input type="text"/> Uds / u	
		<input type="checkbox"/> 1000-1500mm	Amarracables ø 6.5 (2uds) Wedge socket ø 6.5 (2 units)	<input type="text"/> Uds / u	
		<input type="checkbox"/> 1501-1800mm	Amarracables ø 8 (2uds) Wedge socket ø 8 (2 units)		
		<input type="checkbox"/> 1700-2400mm			

- Tirador limitador / Overspeed overnor's puller

Modelo / Type		Fijación del cable / rope fastening		
<input type="checkbox"/>	No			
<input type="checkbox"/>	Fijado a la biela de la timonería Fixed to the linkage's rod		<input type="checkbox"/>	Amarracables Wedge socket 
<input type="checkbox"/>	Fijado al cuadradillo (KIT BIELA AMARRE CABLE DESPLAZADA) Fixed to the square bar		<input type="checkbox"/>	Guardacabos Thimbles 

- Timonerías / Linkage

En el "ANEXO I" se muestra una descripción más detallada de las timonerías estándar de SLC.

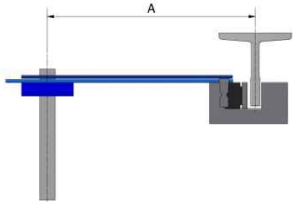
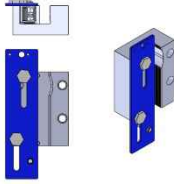
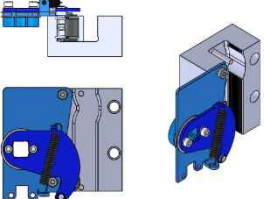
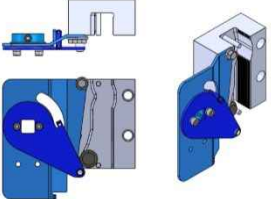
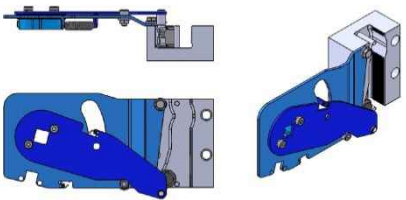
A complete description concerning the standard available linkages for SLC safety gears is show in "ANEX I".

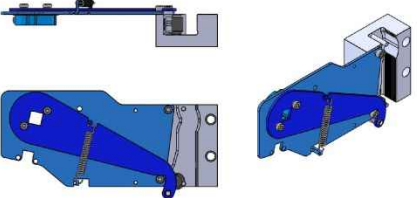
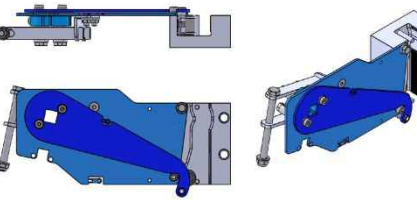
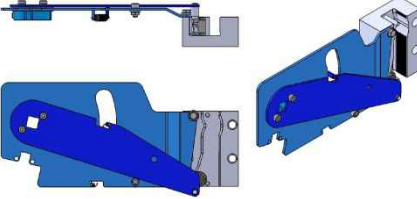
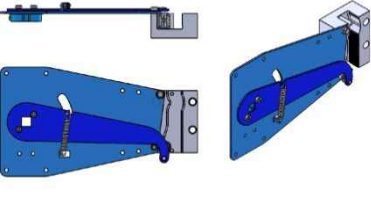
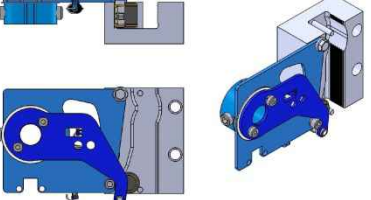
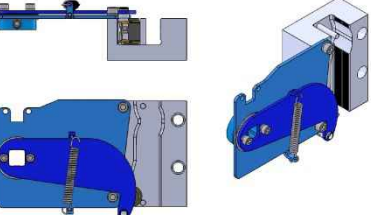
<input type="checkbox"/>	Timonerías Estándar Standard linkages	<input type="checkbox"/>	Nº	Timonería IT100 / IT100-PLUS	<input type="checkbox"/>	<input type="checkbox"/>	Nº	Timonería IT140 / IT140-PLUS
		<input type="checkbox"/>	01	A1		<input type="checkbox"/>	04	A1
		<input type="checkbox"/>	02	D69		<input type="checkbox"/>	05	INX
		<input type="checkbox"/>	03	HIBRILIFT		<input type="checkbox"/>	06	LV1
		<input type="checkbox"/>	04	HF2		<input type="checkbox"/>	07	TE
		<input type="checkbox"/>	05	INX		<input type="checkbox"/>	08	TE MONTACARGAS
		<input type="checkbox"/>	06	LV1				
		<input type="checkbox"/>	07	P542				
		<input type="checkbox"/>	08	TE				
		<input type="checkbox"/>	09	TE MONTACARGAS				
		<input type="checkbox"/>	10	TIRO VERTICAL				
		<input type="checkbox"/>	11	UF400				
<input type="checkbox"/>	Timonería Especial Special linkage	<div style="border: 1px solid black; height: 30px; width: 100%;"></div>						

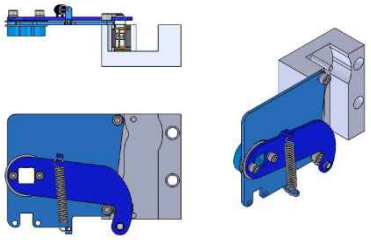
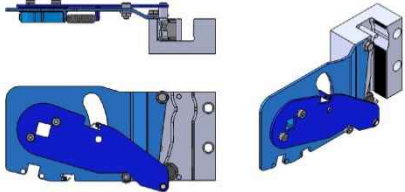
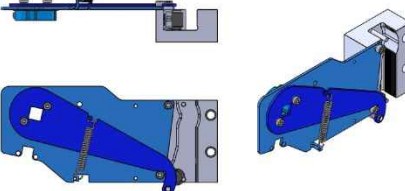
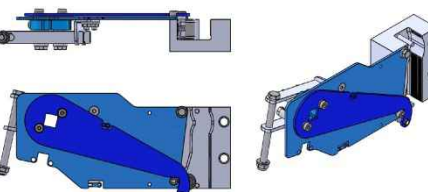
- Observaciones / Comments

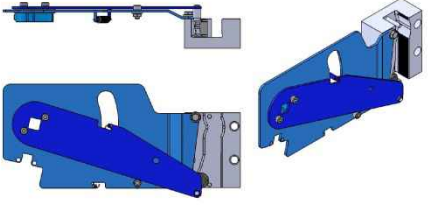
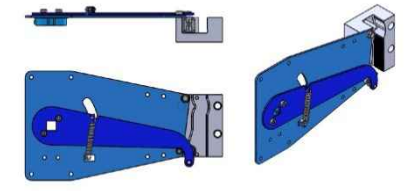
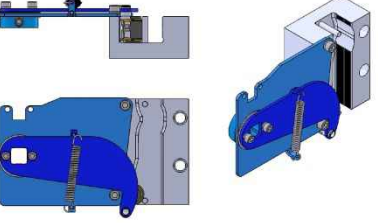
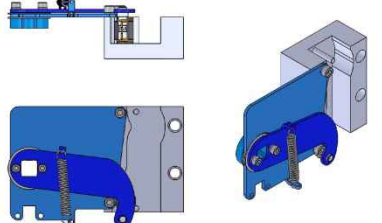
Observaciones:
<div style="border: 1px solid black; height: 100px; width: 100%;"></div>

ANEXO I

Nº	Modelo de timonería Linkage model		Cota A Dimension A (mm)
--- Timonerías para IT100 / IT100-PLUS			
01	TIRO VERTICAL CONTRAPESO		
02	UF400		71mm
03	HIBRILIFT		89,6mm
04	INX		163,5mm

05	TE		190,8mm
06	TE MONTACARGAS		190,8mm
07	LV1		244,5mm
08	A1		245mm
09	D69		114mm
10	HF2		129,5mm

11	P542		115mm	
---		Timonerías para IT140 / IT140-PLUS		
04	INX		IT140	169,3mm
			IT140-PLUS	176,3mm
05	TE		IT140	196,6mm
			IT140-PLUS	203,6mm
06	TE MONTACARGAS		IT140	196,6mm
			IT140-PLUS	203,6mm

07	LV1		IT140	250,3mm
			IT140-PLUS	257,3mm
08	A1		IT140	250,8mm
			IT140-PLUS	257,8mm
10	HF2		IT140	135,3mm
11	P542		IT140	120,8mm